



element14

---

**EN** - For pricing and availability in your local country please visit one of the below links:

**DE** - Informationen zu Preisen und Verfügbarkeit in Ihrem Land erhalten Sie über die unten aufgeführten Links:

**FR** - Pour connaître les tarifs et la disponibilité dans votre pays, cliquez sur l'un des liens suivants:

[MMO74-12IO6](#)

[MMO74-12IO6](#)

**EN**  
This Datasheet is presented by  
the manufacturer

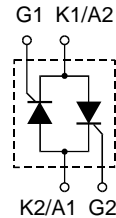
**DE**  
Dieses Datenblatt wird vom  
Hersteller bereitgestellt

**FR**  
Cette fiche technique est  
présentée par le fabricant

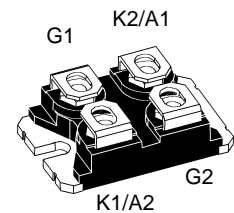
# AC Controller Modules

**$I_{RMS} = 74 \text{ A}$**   
 **$V_{RRM} = 1200-1600 \text{ V}$**

$V_{RSM}$ $V_{DSM}$ $V$	$V_{RRM}$ $V_{DRM}$ $V$	Type
1200	1200	MMO 74-12io6
1600	1600	MMO 74-16io6



miniBLOC, SOT-227 B



Symbol	Test Conditions	Maximum Ratings	Features
$I_{RMS}$	$T_C = 110^\circ\text{C}$ , 50 - 400 Hz, module	74 A	<ul style="list-style-type: none"> <li>• Thyristor controller for AC (circuit W1C acc. to IEC) for mains frequency</li> <li>• International standard package miniBLOC (ISOTOP compatible)</li> <li>• Isolation voltage 2500 V~</li> <li>• Planar passivated chips</li> <li>• UL registered, E 72873</li> </ul>
$I_{TRMS}$	$T_{VJ} = T_{VJM}$	53 A	
$I_{TAVM}$	$T_C = 110^\circ\text{C}$ ; (180° sine)	34 A	
$I_{TSM}$	$T_{VJ} = 45^\circ\text{C}$ ; $V_R = 0$	t = 10 ms (50 Hz), sine t = 8.3 ms (60 Hz), sine	600 A 640 A
	$T_{VJ} = T_{VJM}$ ; $V_R = 0$	t = 10 ms (50 Hz), sine t = 8.3 ms (60 Hz), sine	520 A 560 A
$I^2t$	$T_{VJ} = 45^\circ\text{C}$ ; $V_R = 0$	t = 10 ms (50 Hz), sine t = 8.3 ms (60 Hz), sine	1800 A <sup>2</sup> s 1720 A <sup>2</sup> s
	$T_{VJ} = T_{VJM}$ ; $V_R = 0$	t = 10 ms (50 Hz), sine t = 8.3 ms (60 Hz), sine	1350 A <sup>2</sup> s 1320 A <sup>2</sup> s
$(di/dt)_{cr}$	$T_{VJ} = T_{VJM}$ f = 50 Hz, t <sub>p</sub> = 200 μs $V_D = 2/3 V_{DRM}$ $I_G = 0.3 \text{ A}$ di <sub>G</sub> /dt = 0.3 A/μs	repetitive, I <sub>T</sub> = 150 A	100 A/μs
		non repetitive, I <sub>T</sub> = I <sub>TAVM</sub>	500 A/μs
$(dv/dt)_{cr}$	$T_{VJ} = T_{VJM}$ ; R <sub>GK</sub> = ∞; method 1 (linear voltage rise)	$V_{DR} = 2/3 V_{DRM}$	1000 V/μs
$P_{GM}$	$T_{VJ} = T_{VJM}$	t <sub>p</sub> = 30 μs	10 W
	I <sub>T</sub> = I <sub>TAVM</sub>	t <sub>p</sub> = 300 μs	5 W
$P_{GAVM}$			0.5 W
$V_{RGM}$			10 V
$T_{VJ}$			-40...+150 °C
$T_{VJM}$			150 °C
$T_{stg}$			-40...+150 °C
$V_{ISOL}$	50/60 Hz, RMS I <sub>ISOL</sub> ≤ 1 mA		2500 V~
$M_d$	Mounting torque (M4)		1.1 - 1.5 / 9 - 13 Nm/lb.in.
	Terminal connection torque (M4)		1.1 - 1.5 / 9 - 13 Nm/lb.in.
Weight	typ.		30 g

## Features

- Thyristor controller for AC (circuit W1C acc. to IEC) for mains frequency
- International standard package miniBLOC (ISOTOP compatible)
- Isolation voltage 2500 V~
- Planar passivated chips
- UL registered, E 72873

## Applications

- Switching and control of single and three phase AC
- Softstart AC motor controller
- Solid state switches
- Light and temperature control

## Advantages

- Easy to mount with two screws
- Space and weight savings
- Improved temperature and power cycling
- High power density

Data according to IEC 60747 and to a single thyristor/diode unless otherwise stated. IXYS reserves the right to change limits, test conditions and dimensions.

Symbol	Test Conditions	Characteristic Values
$I_{R, I_D}$	$T_{VJ} = T_{VJM}; V_R = V_{RRM}; V_D = V_{DRM}$	$\leq 12$ mA
$V_T$	$I_T = 80$ A; $T_{VJ} = 25^\circ\text{C}$	$\leq 1.64$ V
$V_{T0}$	For power-loss calculations only	0.85 V
$r_T$		8.4 m $\Omega$
$V_{GT}$	$V_D = 6$ V; $T_{VJ} = 25^\circ\text{C}$	$\leq 1.5$ V
	$T_{VJ} = -40^\circ\text{C}$	$\leq 1.6$ V
$I_{GT}$	$V_D = 6$ V; $T_{VJ} = 25^\circ\text{C}$	$\leq 100$ mA
	$T_{VJ} = -40^\circ\text{C}$	$\leq 150$ mA
$V_{GD}$	$T_{VJ} = T_{VJM}; V_D = 2/3 V_{DRM}$	$\leq 0.2$ V
$I_{GD}$		$\leq 5$ mA
$I_L$	$T_{VJ} = 25^\circ\text{C}; t_p = 10$ $\mu\text{s}$ $I_G = 0.3$ A; $di_G/dt = 0.3$ A/ $\mu\text{s}$	$\leq 250$ mA
$I_H$	$T_{VJ} = 25^\circ\text{C}; V_D = 6$ V; $R_{GK} = \infty$	$\leq 100$ mA
$t_{gd}$	$T_{VJ} = 25^\circ\text{C}; V_D = 1/2 V_{DRM}$ $I_G = 0.3$ A; $di_G/dt = 0.3$ A/ $\mu\text{s}$	$\leq 2$ $\mu\text{s}$
$t_q$	$T_{VJ} = T_{VJM}; I_T = 20$ A, $t_p = 200$ $\mu\text{s}$ ; $di/dt = -10$ A/ $\mu\text{s}$ $V_R = 100$ V; $dv/dt = 15$ V/ $\mu\text{s}$ ; $V_D = 2/3 V_{DRM}$	typ. 150 $\mu\text{s}$
$R_{thJC}$	per thyristor; DC current	0.71 K/W
	per module	0.355 K/W
$R_{thCH}$	per thyristor; DC current	0.1 K/W
	per module	0.05 K/W
$d_s$	Creeping distance on surface	8 mm
$d_A$	Creepage distance in air	4 mm
$a$	Max. allowable acceleration	50 m/s <sup>2</sup>

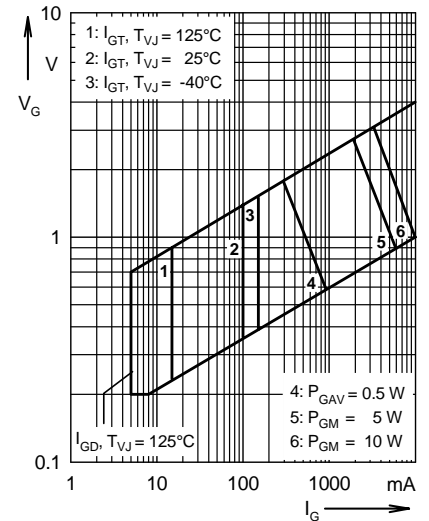


Fig. 1 Gate trigger characteristics

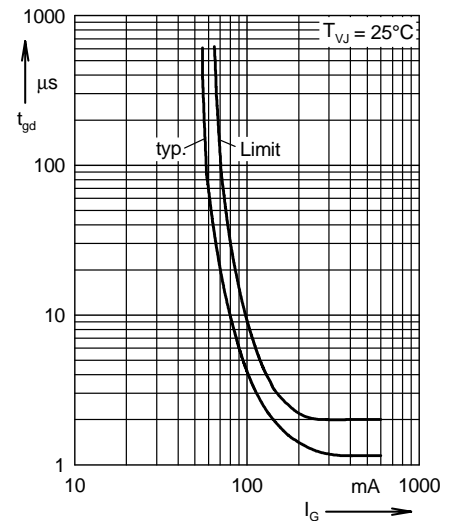


Fig. 2 Gate trigger delay time

**miniBLOC, SOT-227 B**

Dim.	Millimeter		Inches	
	Min.	Max.	Min.	Max.
A	31.50	31.88	1.240	1.255
B	7.80	8.20	0.307	0.323
C	4.09	4.29	0.161	0.169
D	4.09	4.29	0.161	0.169
E	4.09	4.29	0.161	0.169
F	14.91	15.11	0.587	0.595
G	30.12	30.30	1.186	1.193
H	37.80	38.20	1.489	1.505
J	11.68	12.22	0.460	0.481
K	8.92	9.60	0.351	0.378
L	0.76	0.84	0.030	0.033
M	12.60	12.85	0.496	0.506
N	25.15	25.42	0.990	1.001
O	1.98	2.13	0.078	0.084
P	4.95	5.97	0.195	0.235
Q	26.54	26.90	1.045	1.059
R	3.94	4.42	0.155	0.174
S	4.72	4.85	0.186	0.191
T	24.59	25.07	0.968	0.987
U	-0.05	0.1	-0.002	0.004
V	3.30	4.57	0.130	0.180
W	0.780	0.830	0.031	0.033

M4 screws (4x) supplied

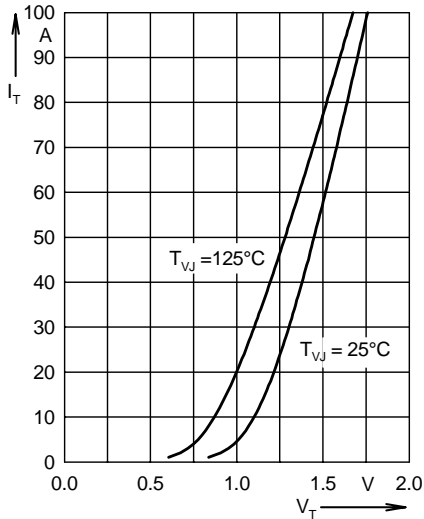


Fig. 3 Forward current versus voltage drop per leg

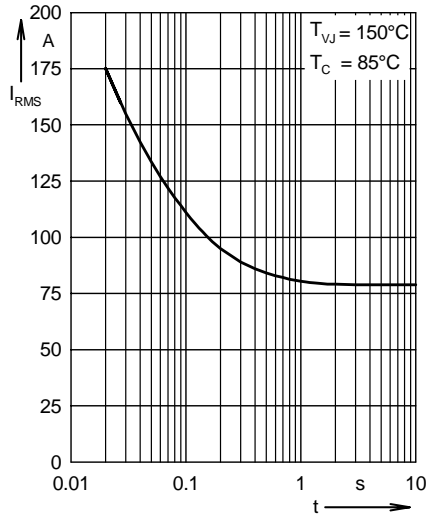


Fig. 4 Rated RMS current versus time (360° conduction)

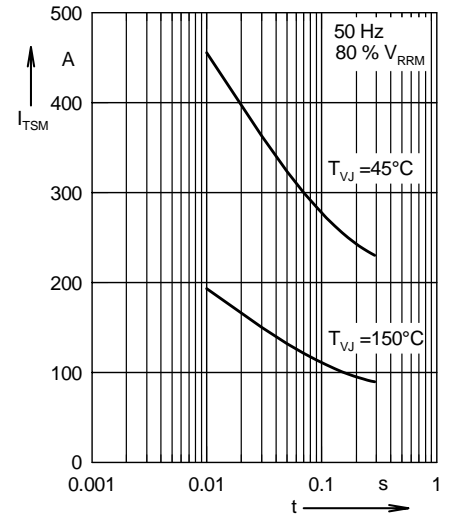


Fig. 5 Surge overload current

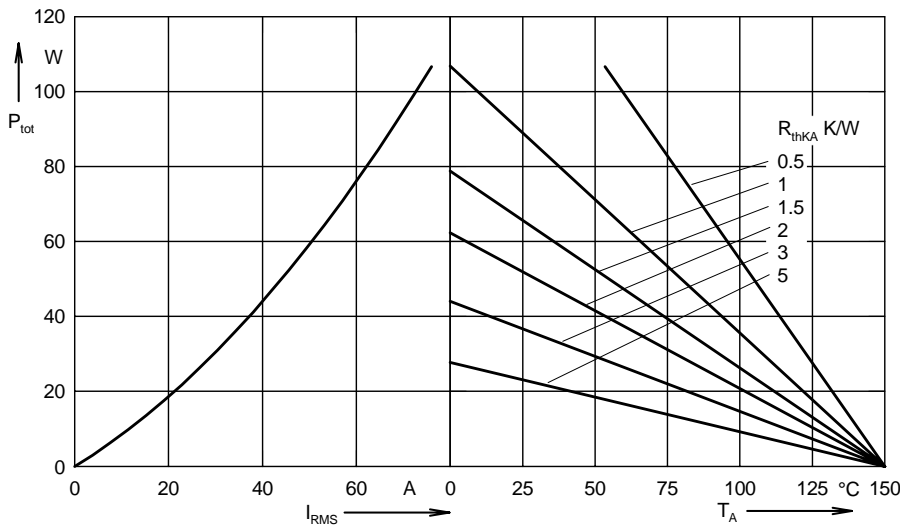


Fig. 6 Load current capability for single AC controller; 1 x MMO74

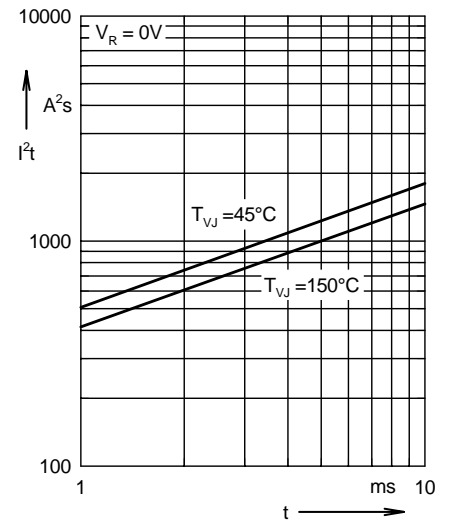


Fig. 7 I<sup>2</sup>t versus time (per thyristor)

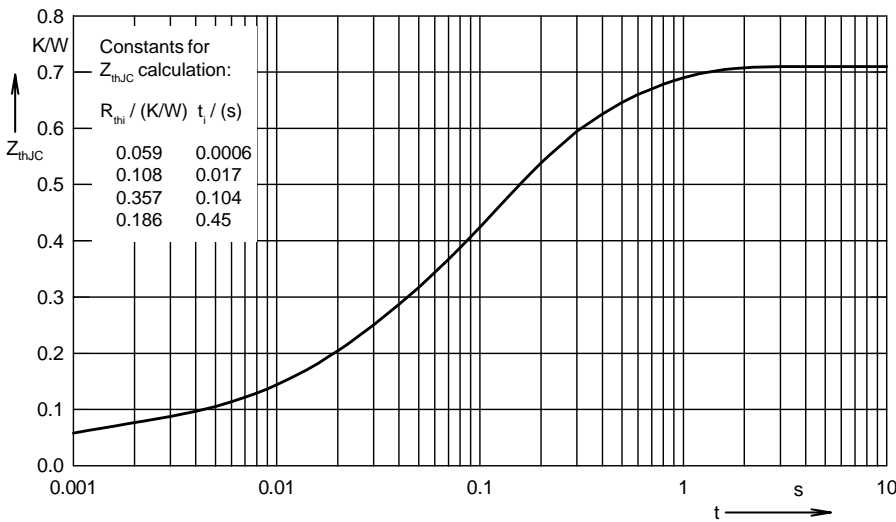


Fig. 8 Transient thermal impedance junction to case (per thyristor)

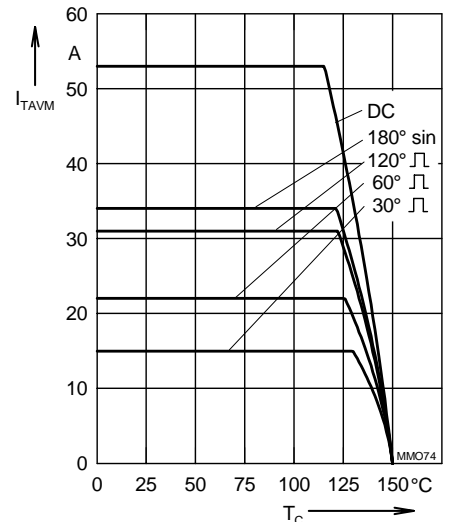


Fig. 9 Maximum forward current at case temperature



element14

---

**EN** - For pricing and availability in your local country please visit one of the below links:

**DE** - Informationen zu Preisen und Verfügbarkeit in Ihrem Land erhalten Sie über die unten aufgeführten Links:

**FR** - Pour connaître les tarifs et la disponibilité dans votre pays, cliquez sur l'un des liens suivants:

[MMO74-12IO6](#)

[MMO74-12IO6](#)

**EN**  
This Datasheet is presented by  
the manufacturer

**DE**  
Dieses Datenblatt wird vom  
Hersteller bereitgestellt

**FR**  
Cette fiche technique est  
présentée par le fabricant